

Care Instructions

Warm Nordic's lamps are high quality when it comes to design and functionality.

With correct maintenance, the lamp will remain in good condition for many years to come. We advise that you follow the accompanying guidelines to care for and clean the lamp. This ensures extended life time.

Lacquered steel

Regular cleaning: To be wiped with a clean, lint-free cloth wrung out in warm water. Add a neutral detergent if necessary. Wipe with a dry cloth. Always remove stains immediately.

Note that chlorine-based liquid may cause rust formation and so should not be used.

Do not use alcohol or any other solvents.

Do not use abrasives such as scouring creams, steel wool or scouring sponges as these will cause scratches.

Solid brass

All Warm Nordic's brass components are protected by a thin layer of lacquer to ensure a uniform patination. For this reason they must be treated as lacquered surfaces and not with products designed to polish brass. Lamps which have been lacquered with brass lacquer are maintenance-free in principle.

Regular cleaning: To be wiped with a clean, lint-free cloth wrung out in warm water. Add a neutral detergent if necessary. Wipe with a dry cloth. Always remove stains and liquids immediately.

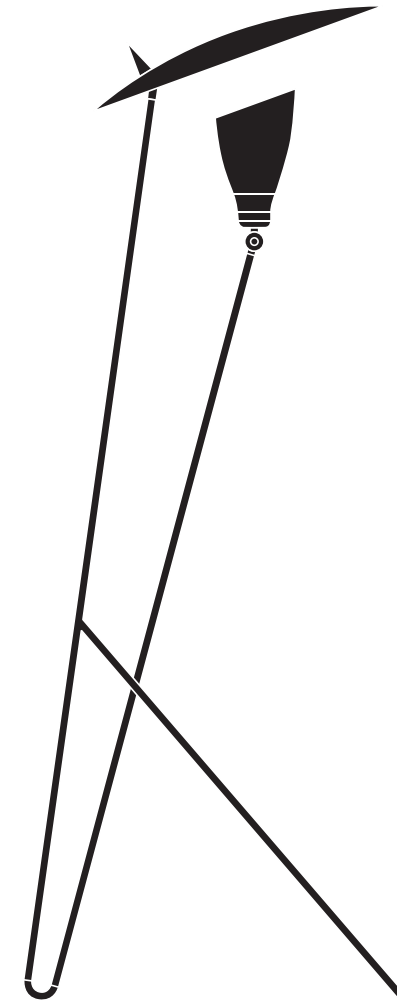
Do not use abrasives such as scouring creams, steel wool or scouring sponges as these will cause scratches. Lacquered surfaces do not tolerate denatured alcohol.

For more information about care and maintenance go to www.warmnordic.com

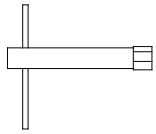
Silhouette Floor Lamp

Designed by
Svend Aage Holm-Sørensen
1956

Assembly Instructions



Contents



x 1



x 1



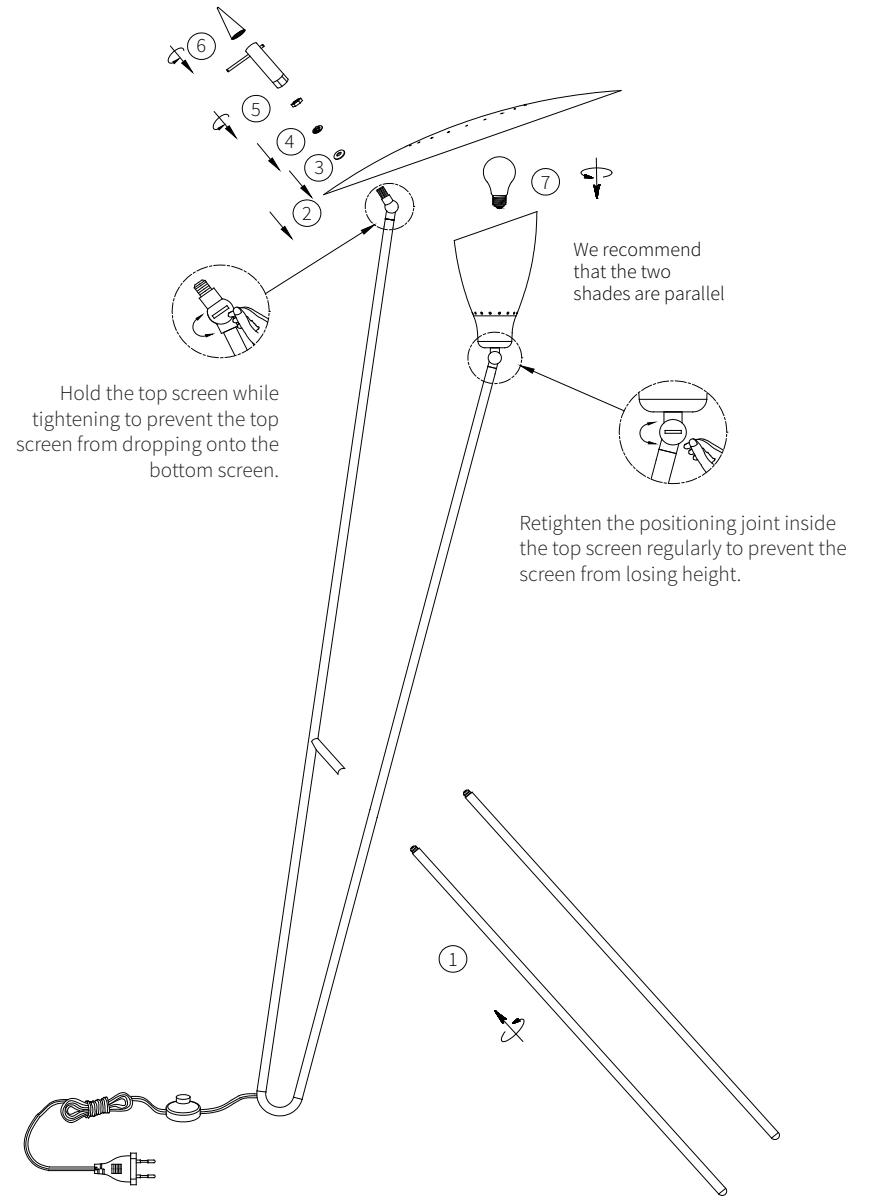
x 1



x 1



x 1



If the external flexible cable or cord of this luminaire is damaged, it shall be exclusively replaced by the manufacturer or his service agent or a similar qualified person in order to avoid hazard.
