

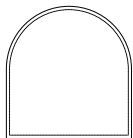
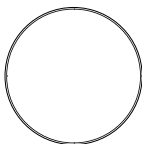



K

CARE INSTRUCTION



KRISTINA DAM
Studio



ANILINE LEATHER

Hence, a degree of natural marks and shade variation are to be expected.

Aniline leather has a natural, warm and soft grip and the color of the leather will change over time and develop a beautiful patina over time. However, leather is very sensitive, and stains will become visible if not cleaned off immediately.

Clean the leather using a hard-wrung cloth and make sure not to leave any water on the leather. You can impregnate the leather with nubuck leather/textile impregnation spray. We suggest that you firstly apply impregnation on a smaller and less visible part of the aniline leather in order to ensure the product is safe to use and does not discolour the surface of the leather.

Please follow the instruction label of the impregnation used carefully and consult a professional before starting if needed.

KRISTINA DAM
Studio

All our products are made from high quality and long-lasting materials. Please follow our care instructions and treat your new item accordingly.

All products are designed in Copenhagen, Denmark.

*Kristina Dam Studio
Sydholmen 9-17, 2650 Hvidovre, Denmark
kristinadamstudio.dk*